



# Peroxin 14 Polyclonal Antibody

<b>Catalog No</b>	YP-Ab-04069
<b>Isotype</b>	IgG
<b>Reactivity</b>	Human;Mouse;Rat
<b>Applications</b>	WB;IHC;IF;ELISA
<b>Gene Name</b>	PEX14
<b>Protein Name</b>	Peroxisomal membrane protein PEX14
<b>Immunogen</b>	The antiserum was produced against synthesized peptide derived from human PEX14. AA range:117-166
<b>Specificity</b>	Peroxin 14 Polyclonal Antibody detects endogenous levels of Peroxin 14 protein.
<b>Formulation</b>	Liquid in PBS containing 50% glycerol, 0.5% BSA and 0.02% sodium azide.
<b>Source</b>	Polyclonal, Rabbit,IgG
<b>Purification</b>	The antibody was affinity-purified from rabbit antiserum by affinity-chromatography using epitope-specific immunogen.
<b>Dilution</b>	WB: 1/500 - 1/2000. IHC: 1/100 - 1/300. ELISA: 1/20000.. IF 1:50-200
<b>Concentration</b>	1 mg/ml
<b>Purity</b>	≥90%
<b>Storage Stability</b>	-20°C/1 year
<b>Synonyms</b>	PEX14; Peroxisomal membrane protein PEX14; PTS1 receptor-docking protein; Peroxin-14; Peroxisomal membrane anchor protein PEX14
<b>Observed Band</b>	38kD
<b>Cell Pathway</b>	Peroxisome membrane ; Peripheral membrane protein ; Cytoplasmic side .
<b>Tissue Specificity</b>	Brain,Cerebellum,Epithelium,Muscle,Placenta,Testis,
<b>Function</b>	disease:Defects in PEX14 are a cause of Zellweger syndrome (ZWS) [MIM:214100]. ZWS is a fatal peroxisome biogenesis disorder characterized by dysmorphic facial features, hepatomegaly, ocular abnormalities, renal cysts, hearing impairment, profound psychomotor retardation, severe hypotonia and neonatal seizures. Death occurs within the first year of life.,disease:Defects in PEX14 are the cause of peroxisome biogenesis disorder complementation group K (PBD-CGK) [MIM:601791]. PBD refers to a group of peroxisomal disorders arising from a failure of protein import into the peroxisomal membrane or matrix. The PBD group is comprised of four disorders: Zellweger syndrome (ZWS), neonatal adrenoleukodystrophy (NALD), infantile Refsum disease (IRD), and classical rhizomelic chondrodysplasia punctata (RCDP). ZWS, NALD and IRD are distinct from RCDP and constitute a clinical continuum of overlapping

**Background**

peroxisomal biogenesis factor 14(PEX14) Homo sapiens This gene encodes an essential component of the peroxisomal import machinery. The protein is integrated into peroxisome membranes with its C-terminus exposed to the cytosol, and interacts with the cytosolic receptor for proteins containing a PTS1 peroxisomal targeting signal. The protein also functions as a transcriptional corepressor and interacts with a histone deacetylase. A mutation in this gene results in one form of Zellweger syndrome. [provided by RefSeq, Jul 2008],


**matters needing attention**

Avoid repeated freezing and thawing!

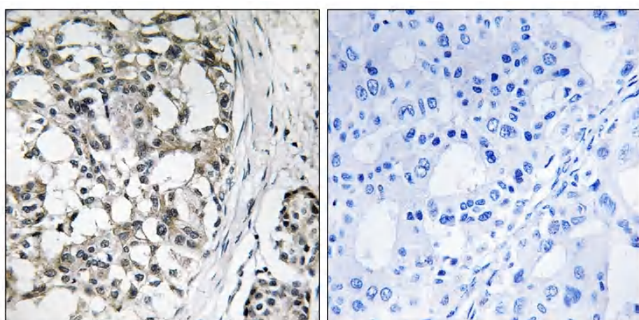
**Usage suggestions**

This product can be used in immunological reaction related experiments. For more information, please consult technical personnel.

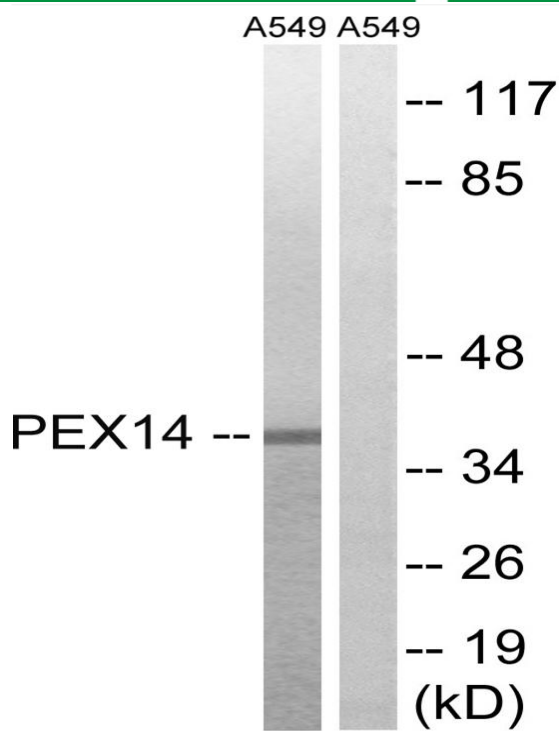
## Products Images



Western Blot analysis of various cells using Peroxin 14 Polyclonal Antibody



Immunohistochemistry analysis of paraffin-embedded human breast carcinoma tissue, using PEX14 Antibody. The picture on the right is blocked with the synthesized peptide.



Western blot analysis of lysates from A549 cells, using PEX14 Antibody. The lane on the right is blocked with the synthesized peptide.